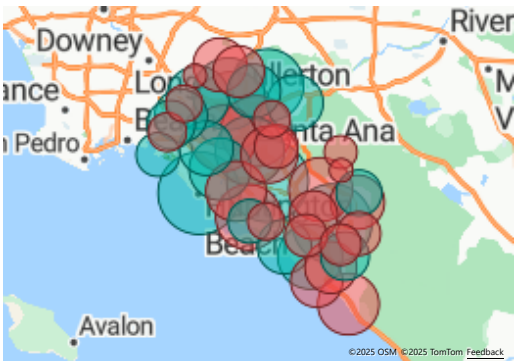




CALIFORNIA  
ASSOCIATION  
OF REALTORS®



Orange County

August 2025




Existing  
SFR Sales

Existing SFR  
Median  
Price

Existing SFR  
Median  
Price/Sq. Ft.

Existing SFR  
Median  
Sales-to-List  
Ratio (%)

Snapshot



1,165

\$1,375,0...

\$701.28

99.0%

YoY % Chg.



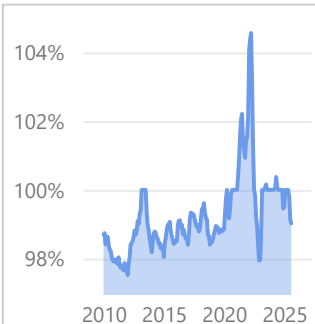
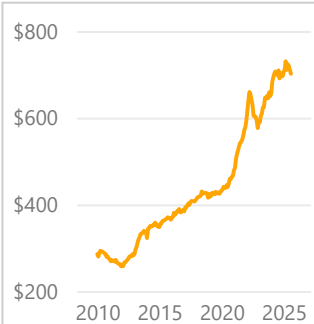
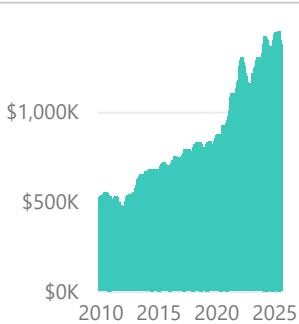
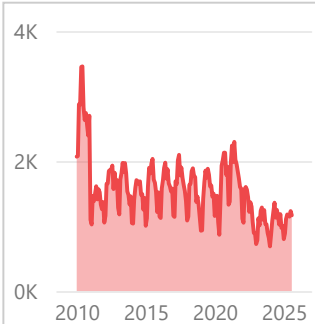
0.9%

1.2%

0.0%  
-1.1%

0.0%  
-1.0%

Trends



Definitions



Existing SFR Sales: Closed transactions of properties listed on various MLSs across the state during the current month for the selected geography and property characteristics.

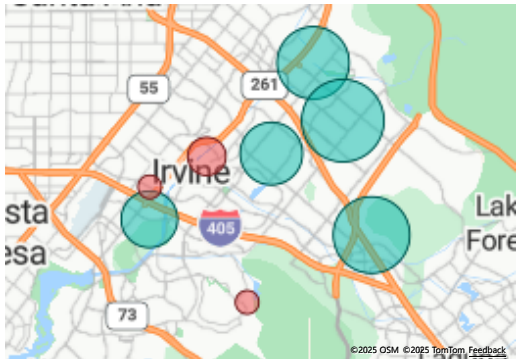
Existing SFR Median Price: Median price of all closed sales listed on MLSs across the state during the current month for the selected geography and property characteristics.

Existing SFR Med. Price/Sq. Ft.: Median price per square foot of all closed sales listed on MLSs during the current month for the selected geography and property characteristics.

Existing SFR Med. Sales-to-List Ratio (%): Gap between selling and listing prices for homes sold on MLSs during the month for the selected area and property characteristics.



CALIFORNIA  
ASSOCIATION  
OF REALTORS®



City of Irvine

August 2025




Existing  
SFR Sales

Existing SFR  
Median  
Price

Existing SFR  
Median  
Price/Sq. Ft.

Existing SFR  
Median  
Sales-to-List  
Ratio (%)

Snapshot



77

\$1,990K

\$900

97.9%

YoY % Chg.



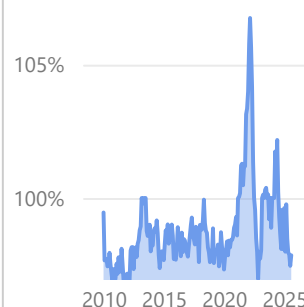
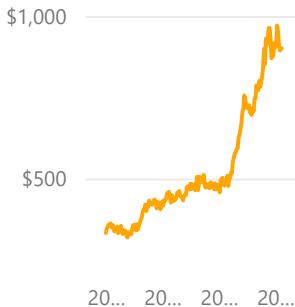
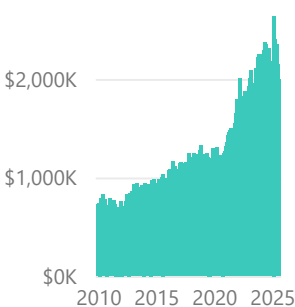
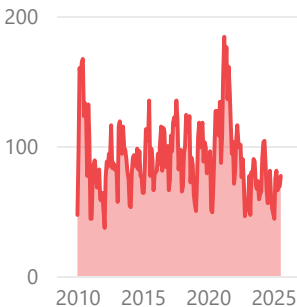
37.5%

-12.1%

-2.6%

-1.4%

Trends



Definitions



Existing SFR Sales: Closed transactions of properties listed on various MLSs across the state during the current month for the selected geography and property characteristics.

Existing SFR Median Price: Median price of all closed sales listed on MLSs across the state during the current month for the selected geography and property characteristics.

Existing SFR Med. Price/Sq. Ft.: Median price per square foot of all closed sales listed on MLSs during the current month for the selected geography and property characteristics.

Existing SFR Med. Sales-to-List Ratio (%): Gap between selling and listing prices for homes sold on MLSs during the month for the selected area and property characteristics.



CALIFORNIA  
ASSOCIATION  
OF REALTORS®



City of Mission Viejo

August 2025




Existing  
SFR Sales

Existing SFR  
Median  
Price

Existing SFR  
Median  
Price/Sq. Ft.

Existing SFR  
Median  
Sales-to-List  
Ratio (%)

Snapshot



85

\$1,270K

\$659

98.6%

YoY % Chg.



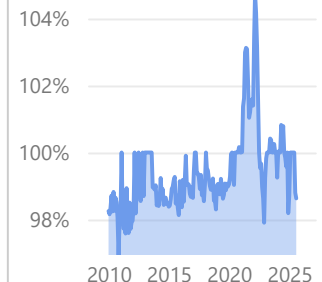
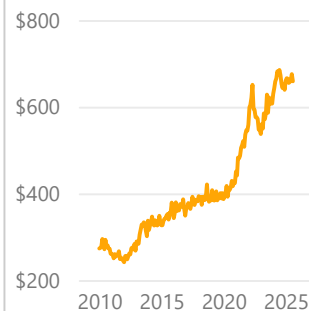
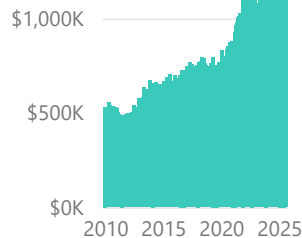
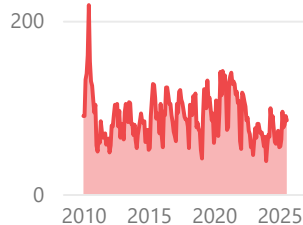

13.3%

-2.0%

-2.1%

-1.4%

Trends



Definitions



Existing SFR Sales: Closed transactions of properties listed on various MLSs across the state during the current month for the selected geography and property characteristics.

Existing SFR Median Price: Median price of all closed sales listed on MLSs across the state during the current month for the selected geography and property characteristics.

Existing SFR Med. Price/Sq. Ft.: Median price per square foot of all closed sales listed on MLSs during the current month for the selected geography and property characteristics.

Existing SFR Med. Sales-to-List Ratio (%): Gap between selling and listing prices for homes sold on MLSs during the month for the selected area and property characteristics.



CALIFORNIA  
ASSOCIATION  
OF REALTORS®



City of Rancho Santa  
Margarita

August 2025




Existing  
SFR Sales

Existing SFR  
Median  
Price

Existing SFR  
Median  
Price/Sq. Ft.

Existing SFR  
Median  
Sales-to-List  
Ratio (%)

Snapshot



22

\$1,414K

\$605

98.7%

YoY % Chg.



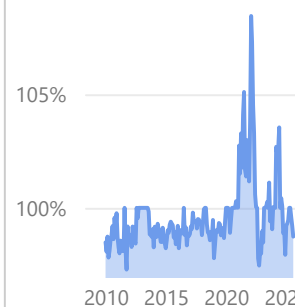
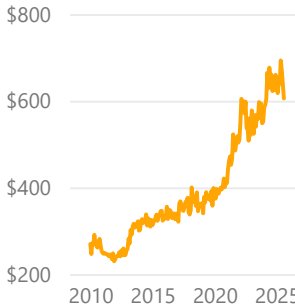
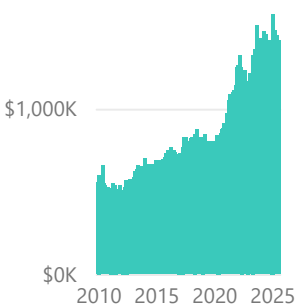
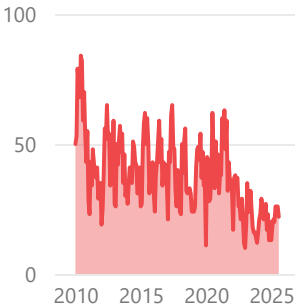
-18.5%

17.8%

0.0%  
-8.3%

0.0%  
-1.7%

Trends



Definitions



Existing SFR Sales: Closed transactions of properties listed on various MLSs across the state during the current month for the selected geography and property characteristics.

Existing SFR Median Price: Median price of all closed sales listed on MLSs across the state during the current month for the selected geography and property characteristics.

Existing SFR Med. Price/Sq. Ft.: Median price per square foot of all closed sales listed on MLSs during the current month for the selected geography and property characteristics.

Existing SFR Med. Sales-to-List Ratio (%): Gap between selling and listing prices for homes sold on MLSs during the month for the selected area and property characteristics.