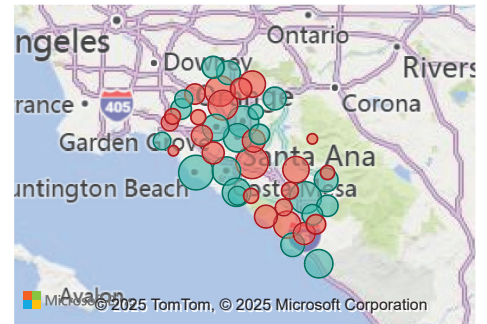




CALIFORNIA
ASSOCIATION
OF REALTORS®



Orange County

June 2025



Snapshot



1,145

\$1,450,0...

\$719.18

99.8%

YoY % Chg.



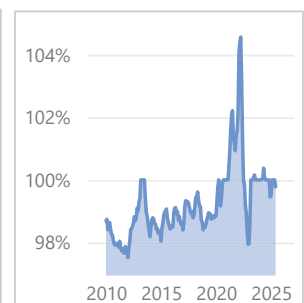
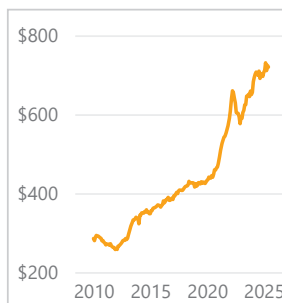
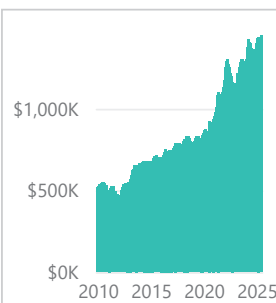
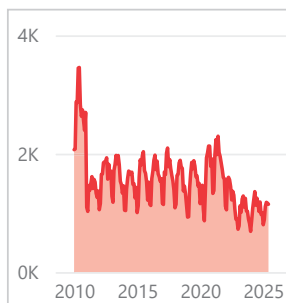
1.4%

3.6%

2.3%

-0.3%

Trends



Definitions



Existing SFR Sales: Closed transactions of properties listed on various MLSs across the state during the current month for the selected geography and property characteristics.

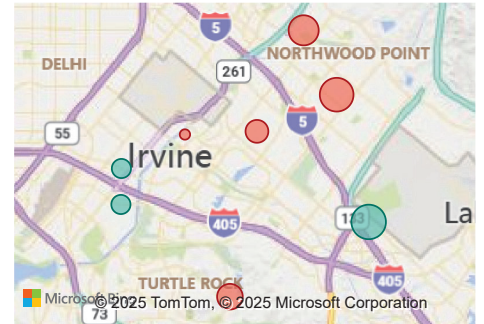
Existing SFR Median Price: Median price of all closed sales listed on MLSs across the state during the current month for the selected geography and property characteristics.

Existing SFR Med. Price/Sq. Ft.: Median price per square foot of all closed sales listed on MLSs during the current month for the selected geography and property characteristics.

Existing SFR Med. Sales-to-List Ratio (%): Gap between selling and listing prices for homes sold on MLSs during the month for the selected area and property characteristics.



CALIFORNIA
ASSOCIATION
OF REALTORS®



City of Irvine

June 2025



Existing
SFR Sales

Existing SFR
Median
Price

Existing SFR
Median
Price/Sq. Ft.

Existing SFR
Median
Sales-to-List
Ratio (%)

Snapshot



69

\$2,350K

\$894

97.9%

YoY % Chg.



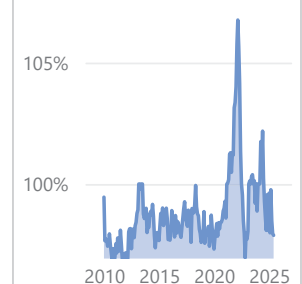
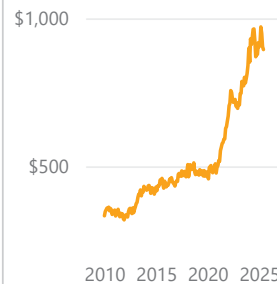
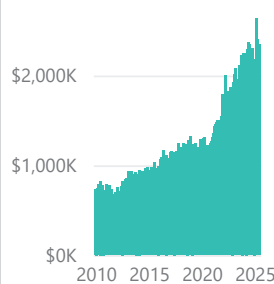
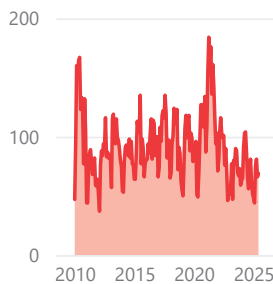
-19.8%

-0.6%

-7.1%

-4.3%

Trends



Definitions



Existing SFR Sales: Closed transactions of properties listed on various MLSs across the state during the current month for the selected geography and property characteristics.

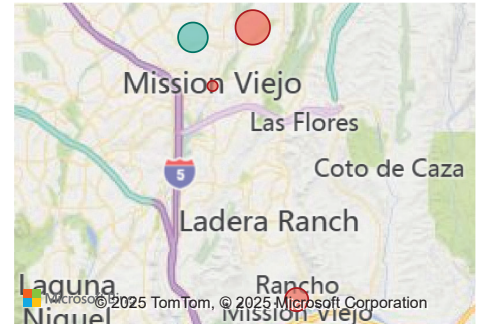
Existing SFR Median Price: Median price of all closed sales listed on MLSs across the state during the current month for the selected geography and property characteristics.

Existing SFR Med. Price/Sq. Ft.: Median price per square foot of all closed sales listed on MLSs during the current month for the selected geography and property characteristics.

Existing SFR Med. Sales-to-List Ratio (%): Gap between selling and listing prices for homes sold on MLSs during the month for the selected area and property characteristics.



CALIFORNIA
ASSOCIATION
OF REALTORS®



City of Mission Viejo

June 2025



Existing
SFR Sales

Existing SFR
Median
Price

Existing SFR
Median
Price/Sq. Ft.

Existing SFR
Median
Sales-to-List
Ratio (%)

Snapshot



80

\$1,378K

\$662

100.0%

YoY % Chg.



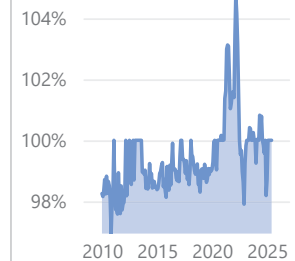
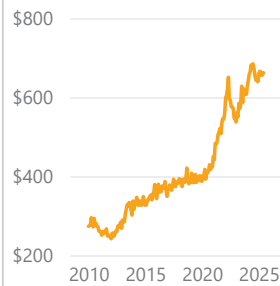
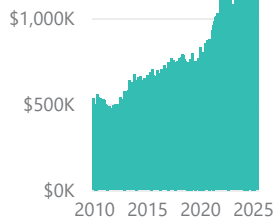
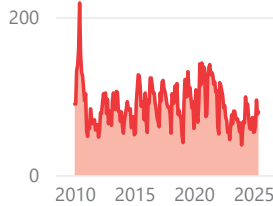
-2.4%

9.3%

-1.9%

-0.3%

Trends



Definitions



Existing SFR Sales: Closed transactions of properties listed on various MLSs across the state during the current month for the selected geography and property characteristics.

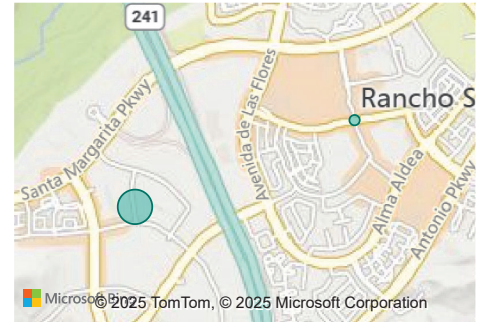
Existing SFR Median Price: Median price of all closed sales listed on MLSs across the state during the current month for the selected geography and property characteristics.

Existing SFR Med. Price/Sq. Ft.: Median price per square foot of all closed sales listed on MLSs during the current month for the selected geography and property characteristics.

Existing SFR Med. Sales-to-List Ratio (%): Gap between selling and listing prices for homes sold on MLSs during the month for the selected area and property characteristics.



CALIFORNIA
ASSOCIATION
OF REALTORS®



City of Rancho Santa Margarita

June 2025



Existing
SFR Sales

Existing SFR
Median
Price

Existing SFR
Median
Price/Sq. Ft.

Existing SFR
Median
Sales-to-List
Ratio (%)

Snapshot



26

\$1,440K

\$670

99.6%

YoY % Chg.



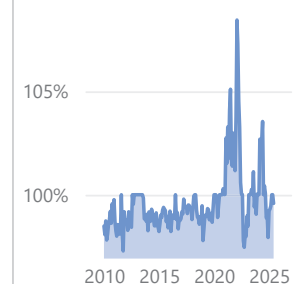
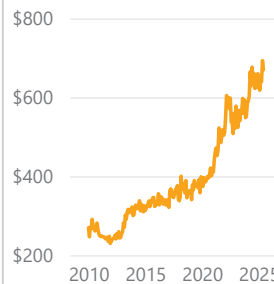
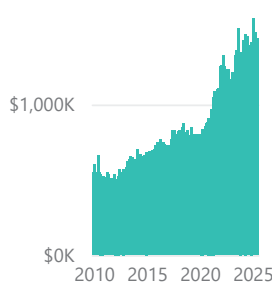
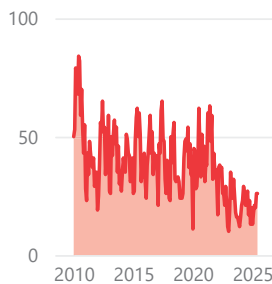
23.8%

13.4%

-1.0%

-4.0%

Trends



Definitions



Existing SFR Sales: Closed transactions of properties listed on various MLSs across the state during the current month for the selected geography and property characteristics.

Existing SFR Median Price: Median price of all closed sales listed on MLSs across the state during the current month for the selected geography and property characteristics.

Existing SFR Med. Price/Sq. Ft.: Median price per square foot of all closed sales listed on MLSs during the current month for the selected geography and property characteristics.

Existing SFR Med. Sales-to-List Ratio (%): Gap between selling and listing prices for homes sold on MLSs during the month for the selected area and property characteristics.