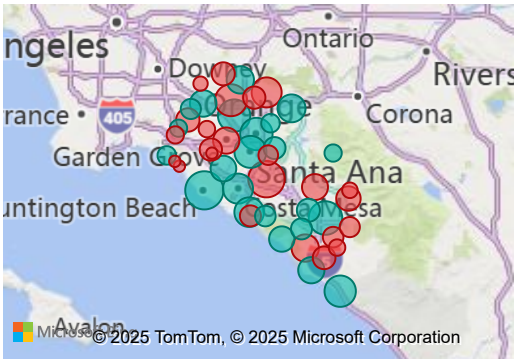




CALIFORNIA
ASSOCIATION
OF REALTORS®



Orange County

March 2025




Existing
SFR Sales

Existing SFR
Median
Price

Existing SFR
Median
Price/Sq. Ft.

Existing SFR
Median
Sales-to-List
Ratio (%)

Snapshot



1,107

\$1,439,4...

\$730.22

100.0%

YoY % Chg.



3.0%

4.6%

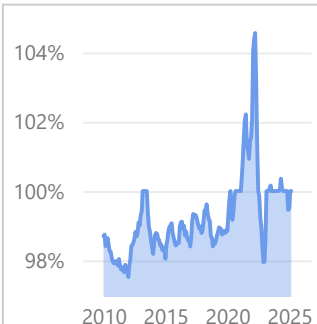
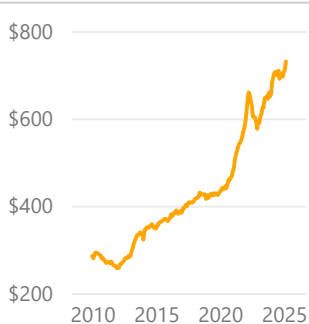
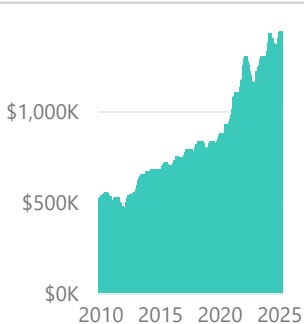
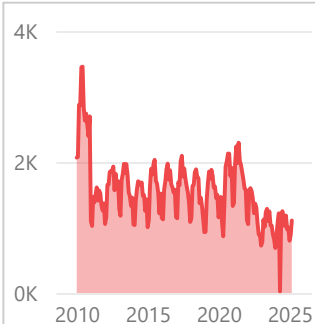
0.0%

5.4%

0.0%

-0.0%

Trends



Definitions



Existing SFR Sales: Closed transactions of properties listed on various MLSs across the state during the current month for the selected geography and property characteristics.

Existing SFR Median Price: Median price of all closed sales listed on MLSs across the state during the current month for the selected geography and property characteristics.

Existing SFR Med. Price/Sq. Ft.: Median price per square foot of all closed sales listed on MLSs during the current month for the selected geography and property characteristics.

Existing SFR Med. Sales-to-List Ratio (%): Gap between selling and listing prices for homes sold on MLSs during the month for the selected area and property characteristics.



CALIFORNIA
ASSOCIATION
OF REALTORS®



City of Irvine

March 2025




Existing
SFR Sales

Existing SFR
Median
Price

Existing SFR
Median
Price/Sq. Ft.

Existing SFR
Median
Sales-to-List
Ratio (%)

Snapshot



75

\$2,638K

\$971

99.8%

YoY % Chg.



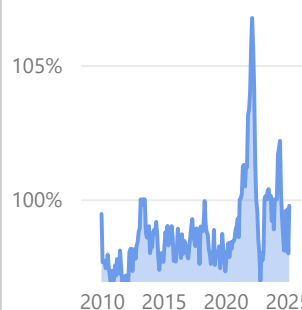
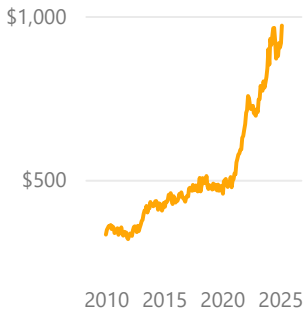
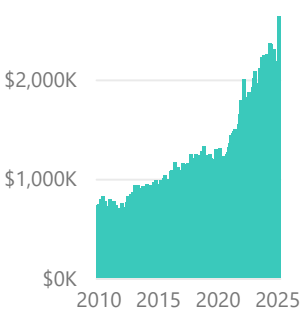
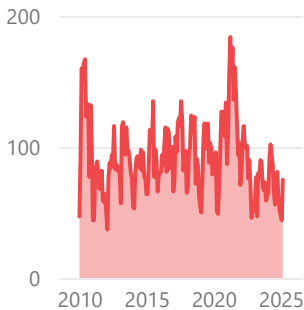
-17.6%

17.2%

4.3%

-0.2%

Trends



Definitions



Existing SFR Sales: Closed transactions of properties listed on various MLSs across the state during the current month for the selected geography and property characteristics.

Existing SFR Median Price: Median price of all closed sales listed on MLSs across the state during the current month for the selected geography and property characteristics.

Existing SFR Med. Price/Sq. Ft.: Median price per square foot of all closed sales listed on MLSs during the current month for the selected geography and property characteristics.

Existing SFR Med. Sales-to-List Ratio (%): Gap between selling and listing prices for homes sold on MLSs during the month for the selected area and property characteristics.



CALIFORNIA
ASSOCIATION
OF REALTORS®



City of Mission Viejo

March 2025




Existing
SFR Sales

Existing SFR
Median
Price

Existing SFR
Median
Price/Sq. Ft.

Existing SFR
Median
Sales-to-List
Ratio (%)

Snapshot



63

\$1,286K

\$665

100.0%

YoY % Chg.



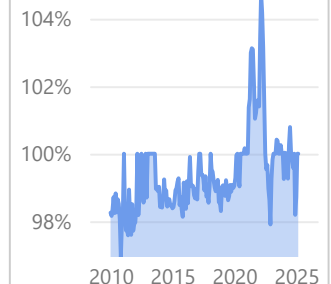
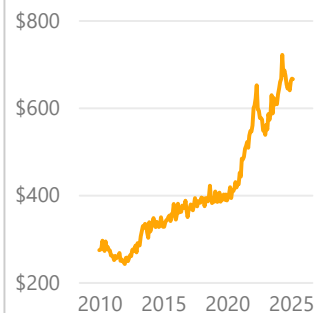
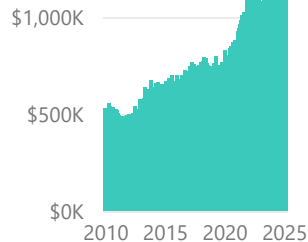
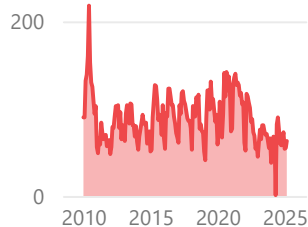

-7.4%

2.3%


1.0%

-0.0%

Trends



Definitions



Existing SFR Sales: Closed transactions of properties listed on various MLSs across the state during the current month for the selected geography and property characteristics.

Existing SFR Median Price: Median price of all closed sales listed on MLSs across the state during the current month for the selected geography and property characteristics.

Existing SFR Med. Price/Sq. Ft.: Median price per square foot of all closed sales listed on MLSs during the current month for the selected geography and property characteristics.

Existing SFR Med. Sales-to-List Ratio (%): Gap between selling and listing prices for homes sold on MLSs during the month for the selected area and property characteristics.



CALIFORNIA
ASSOCIATION
OF REALTORS®



City of Rancho Santa Margarita

March 2025




Existing
SFR Sales

Existing SFR
Median
Price

Existing SFR
Median
Price/Sq. Ft.

Existing SFR
Median
Sales-to-List
Ratio (%)

Snapshot



21

\$1,360K

\$640

99.5%

YoY % Chg.



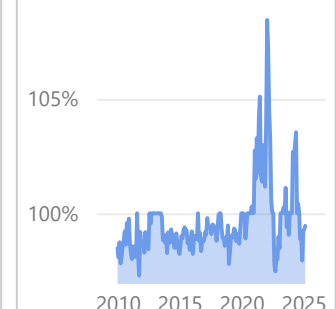
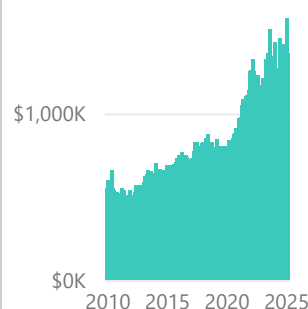
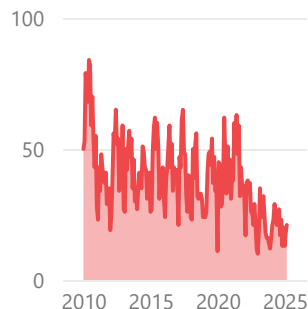

-8.7%

15.7%


6.1%

-3.2%

Trends



Definitions



Existing SFR Sales: Closed transactions of properties listed on various MLSs across the state during the current month for the selected geography and property characteristics.

Existing SFR Median Price: Median price of all closed sales listed on MLSs across the state during the current month for the selected geography and property characteristics.

Existing SFR Med. Price/Sq. Ft.: Median price per square foot of all closed sales listed on MLSs during the current month for the selected geography and property characteristics.

Existing SFR Med. Sales-to-List Ratio (%): Gap between selling and listing prices for homes sold on MLSs during the month for the selected area and property characteristics.