


ORANGE COUNTY


at a Glance

Population: (as of July 1, 2023)

3.1+ million



Ranking:

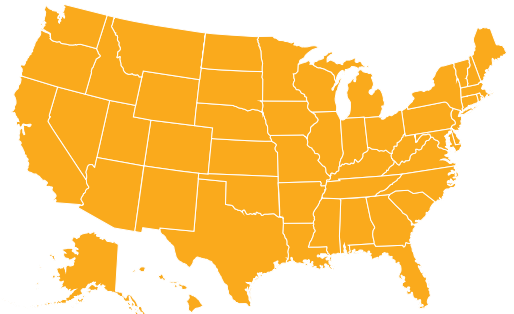


3rd

most populous
county in CA


6th

most populous
county in the U.S.



Average Annual
Temperature:

68 °F



Tourist Attraction:

**Disneyland
is the 2nd**

most visited theme
park in the world



Largest Cities:

- Anaheim
- Irvine
- Santa Ana



Cities on the Pacific Coast:

- Seal Beach
- Huntington Beach
- Newport Beach
- Laguna Beach
- Dana Point
- San Clemente



Total Households:



1,085,225

(Data presented for 2022)

Average family size:

3.35

Median age:

39.5

Over 65 years:

16.4%

The 5 largest ethnic groups:

White (Non-Hispanic) **38%**

Hispanic or Latino **34%**

Asian **23.3%**

Two or more races **3.9%**

Black **2.3%**



Born in other countries:

30.2%



Moved from a different state within the last year:

1.2%



Moved from a different county in CA within the last year:

2.7%



Veterans:

3.3%



Median Household income:

\$106,209 (*)



Unemployment Rate:

2.8% (*)

Compared to:

- Los Angeles **5.0%**
- Riverside **4.0%**
- San Bernardino **3.9%**
- San Diego **3.1%**



Orange County has **798 square miles**

Median Property Value:

\$1.3 million



Homeownership Rate:



55.8%



Persons with a bachelor's degree or higher:

43.7% (*)



Total Businesses:

172,355



Average commute time to work:
26.7 min.

Universities:



- University of California, Irvine
- California State University, Fullerton
- Chapman University, Orange

Private and accredited colleges:

30+

Students:
350,000+

